

CITY OF FULLERTON
SCHEDULE OF BASE SALARY RATES AND
ALLOCATION OF CLASSES TO SALARY RANGES

This document is a compilation of all
City of Fullerton salary ranges.

Effective

November 1, 2011

Revised

December 10, 2011

December 20, 2011

January 17, 2012

February 1, 2012

April 17, 2012

May 8, 2013

March 29, 2014

June 18, 2014

CITY OF FULLERTON
SCHEDULE OF BASE SALARY RATES AND
ALLOCATION OF CLASSES TO SALARY RANGES

Table of Contents

<u>Unit</u>	<u>Sections</u>
<u>FULLERTON FIREFIGHTERS' ASSOCIATION</u> Appendix A of Reso 2011-56	A
<u>FULLERTON POLICE OFFICERS' ASSOCIATION - SAFETY UNIT</u> Appendix A of Reso 2011-54	B
<u>FULLERTON POLICE OFFICERS' ASSOCIATION – DISPATCHERS' UNIT</u> Appendix A of Reso 2011-55	C
<u>FULLERTON MUNICIPAL EMPLOYEES FEDERATION</u> Appendix A of Reso 2014-45	D
<u>FULLERTON MANAGEMENT ASSOCIATION</u> Appendix A of Reso 2012-11	E
<u>FULLERTON FIRE MANAGEMENT ASSOCIATION</u> Appendix A of Reso 2014-27	F
<u>FULLERTON POLICE MANAGEMENT ASSOCIATION</u> Appendix A of Reso 2012-03	G
<u>CONFIDENTIAL UNIT</u> Appendix A of Reso 2011-74	H
<u>EXECUTIVE UNIT</u> Appendix A of Reso 2011-90	I
<u>CITY COUNCIL</u>	J
<u>NON-REGULAR EMPLOYEE HOURLY RATES</u> Appendix A of Reso 2014-41	K

Section A

Fullerton Firefighters' Association

FULLERTON FIREFIGHTERS' ASSOCIATION
SCHEDULE OF BASE SALARY RATES AND
ALLOCATION OF CLASSES TO SALARY RANGES

Effective July 1, 2011

RANGE NO.	CLASS TITLE	STEPS					
		1	2	3	4	5	6
17	Fire Prevention Specialist I Hazardous Materials Specialist Trainee						
	Approx. Annual	46,856	49,198	51,658	54,241	56,953	59,801
	Approx. Monthly	3,905	4,100	4,305	4,520	4,746	4,983
	Approx. Bi-Weekly	1,802	1,892	1,987	2,086	2,191	2,300
	Hourly (40)	22.527	23.653	24.836	26.077	27.381	28.750
18	Hazardous Materials Specialist I						
	Approx. Annual	52,062	54,665	57,399	60,268	63,282	66,446
	Approx. Monthly	4,339	4,555	4,783	5,022	5,273	5,537
	Approx. Bi-Weekly	2,002	2,103	2,208	2,318	2,434	2,556
	Hourly (40)	25.030	26.281	27.595	28.975	30.424	31.945
19	Firefighter Trainee Firefighter (probationary status)						
	Annual	51,684					
	Approx. Monthly	4,307					
	Approx. Bi-Weekly	1,988					
	Hourly (56)	17.749					
	Hourly (40)	24.848					
20	Firefighter (after completion of probation)						
	Annual	54,261	56,975	59,823	62,814	65,955	69,253
	Approx. Monthly	4,522	4,748	4,985	5,235	5,496	5,771
	Approx. Bi-Weekly	2,087	2,191	2,301	2,416	2,537	2,664
	Hourly (56)	18.634	19.565	20.544	21.571	22.649	23.782
	Hourly (40)	26.087	27.392	28.761	30.199	31.709	33.295
23	Fire Prevention Specialist II						
	Annual	55,889	58,683	61,617	64,698	67,933	71,330
	Approx. Monthly	4,657	4,890	5,135	5,391	5,661	5,944
	Approx. Bi-Weekly	2,150	2,257	2,370	2,488	2,613	2,743
	Hourly (40)	26.870	28.213	29.624	31.105	32.660	34.293

RANGE NO.	CLASS TITLE	STEPS					
		1	2	3	4	5	6
25	Hazardous Materials Specialist II						
	Approx. Annual	58,830	61,772	64,861	68,104	71,509	75,084
	Approx. Monthly	4,903	5,148	5,405	5,675	5,959	6,257
	Approx. Bi-Weekly	2,263	2,376	2,495	2,619	2,750	2,888
	Hourly (40)	28.284	29.698	31.183	32.742	34.379	36.098
30	Fire Engineer Fire Prevention Inspector						
	Annual	61,739	64,826	68,068	71,471	75,045	78,797
	Approx. Monthly	5,145	5,402	5,672	5,956	6,254	6,566
	Approx. Bi-Weekly	2,375	2,493	2,618	2,749	2,886	3,031
	Hourly (56)	21.202	22.262	23.375	24.544	25.771	27.059
	Hourly (40)	29.682	31.167	32.725	34.361	36.079	37.883
40	Environmental Compliance Specialist Fire Protection Analyst (X)						
	Approx. Annual	64,664	67,897	71,292	74,857	78,599	82,529
	Approx. Monthly	5,389	5,658	5,941	6,238	6,550	6,877
	Approx. Bi-Weekly	2,487	2,611	2,742	2,879	3,023	3,174
	Hourly (40)	31.088	32.643	34.275	35.989	37.788	39.678
45	Plan Check Specialist - Fire						
	Approx. Annual	65,961	69,259	72,722	76,358	80,176	84,185
	Approx. Monthly	5,497	5,772	6,060	6,363	6,681	7,015
	Approx. Bi-Weekly	2,537	2,664	2,797	2,937	3,084	3,238
	Hourly (40)	31.712	33.298	34.962	36.711	38.546	40.473
50	Fire Captain (X)						
	Annual	71,948	75,545	79,322	83,288	87,453	91,825
	Approx. Monthly	5,996	6,295	6,610	6,941	7,288	7,652
	Approx. Bi-Weekly	2,767	2,906	3,051	3,203	3,364	3,532
	Hourly (56)	24.707	25.943	27.240	28.602	30.032	31.533

RANGE NO.	CLASS TITLE	STEPS					
		1	2	3	4	5	6
55	Fire Captain (X)						
	Annual	71,948	75,545	79,322	83,288	87,453	91,825
	Approx. Monthly	5,996	6,295	6,610	6,941	7,288	7,652
	Approx. Bi-Weekly	2,767	2,906	3,051	3,203	3,364	3,532
	Hourly (40)	34.590	36.320	38.136	40.042	42.045	44.147

(X) = Exempt from F.L.S.A.

FULLERTON POLICE OFFICERS' ASSOCIATION
SCHEDULE OF BASE SALARY RATES AND
ALLOCATION OF CLASSES TO SALARY RANGES

Effective July 1, 2011

RANGE NO.	CLASS TITLE	STEPS					
		1	2	3	4	5	6
140	Police Officer						
	Annual	64,499	67,724	71,110	74,665	78,399	82,319
	Approx. Monthly	5,375	5,644	5,926	6,222	6,533	6,860
	Approx. Bi-Weekly	2,481	2,605	2,735	2,872	3,015	3,166
	Hourly	31.009	32.559	34.187	35.897	37.692	39.576
142	Police Officer Trainee						
	Annual	64,499	67,724	71,110	N/A	N/A	N/A
	Approx. Monthly	5,375	5,644	5,926			
	Approx. Bi-Weekly	2,481	2,605	2,735			
	Hourly	31.009	32.559	34.187			
160	Police Corporal						
	Annual	69,376	72,845	76,487	80,312	84,327	88,544
	Approx. Monthly	5,781	6,070	6,374	6,693	7,027	7,379
	Approx. Bi-Weekly	2,668	2,802	2,942	3,089	3,243	3,406
	Hourly	33.354	35.022	36.773	38.611	40.542	42.569
170	Police Sergeant						
	Annual	83,377	87,546	91,923	96,519	101,345	106,412
	Approx. Monthly	6,948	7,295	7,660	8,043	8,445	8,868
	Approx. Bi-Weekly	3,207	3,367	3,535	3,712	3,898	4,093
	Hourly	40.085	42.089	44.194	46.403	48.724	51.160

Section C

**Fullerton Police Officers'
Association – Dispatchers' Unit**

FULLERTON POLICE OFFICERS' ASSOCIATION
DISPATCHER UNIT
SCHEDULE OF BASE SALARY RATES AND
ALLOCATION OF CLASSES TO SALARY RANGES

Effective July 1, 2011

RANGE NO.	CLASS TITLE	STEPS					
		1	2	3	4	5	6
198	Police Dispatcher						
	Approx. Annual	45,556	47,834	50,226	52,737	55,374	58,142
	Approx. Monthly	3,796	3,986	4,185	4,395	4,614	4,845
	Approx. Bi-Weekly	1752	1840	1932	2028	2130	2236
	Hourly	21.902	22.997	24.147	25.354	26.622	27.953
199	Lead Police Dispatcher						
	Approx. Annual	50,464	52,987	55,636	58,418	61,339	64,406
	Approx. Monthly	4,205	4,416	4,636	4,868	5,112	5,367
	Approx. Bi-Weekly	1941	2038	2140	2247	2359	2477
	Hourly	24.261	25.474	26.748	28.085	29.490	30.964

Section D

**Fullerton Municipal
Employees Federation**

FULLERTON MUNICIPAL EMPLOYEES FEDERATION
SCHEDULE OF BASE SALARY RATES AND
ALLOCATION OF CLASSES TO SALARY RANGES

Effective July 1, 2011

RANGE NO.	CLASS TITLE	STEPS					
		1	2	3	4	5	6
200	Approx. Annual	19,383	20,352	21,369	22,438	23,560	24,738
	Approx. Monthly	1,615	1,696	1,781	1,870	1,963	2,061
	Approx. Bi-Weekly	745	783	822	863	906	951
	Hourly	9.319	9.784	10.274	10.787	11.327	11.893
203	Approx. Annual	20,351	21,369	22,437	23,559	24,737	25,974
	Approx. Monthly	1,696	1,781	1,870	1,963	2,061	2,164
	Approx. Bi-Weekly	783	822	863	906	951	999
	Hourly	9.784	10.273	10.787	11.326	11.893	12.487
205	Approx. Annual	21,487	22,561	23,690	24,874	26,118	27,424
	Approx. Monthly	1,791	1,880	1,974	2,073	2,176	2,285
	Approx. Bi-Weekly	826	868	911	957	1005	1055
	Hourly	10.330	10.847	11.389	11.959	12.557	13.184
207	Office Aide						
				Parks and Recreation Driver			
	Approx. Annual	22,347	23,464	24,637	25,869	27,163	28,521
	Approx. Monthly	1,862	1,955	2,053	2,156	2,264	2,377
210	Approx. Annual	24,600	25,830	27,122	28,478	29,902	31,397
	Approx. Monthly	2,050	2,153	2,260	2,373	2,492	2,616
	Approx. Bi-Weekly	946	993	1,043	1,095	1,150	1,208
	Hourly	11.827	12.418	13.039	13.691	14.376	15.095
215	Clerical Assistant I						
	Approx. Annual	26,027	27,328	28,695	30,129	31,636	33,218
	Approx. Monthly	2,169	2,277	2,391	2,511	2,636	2,768
	Approx. Bi-Weekly	1,001	1,051	1,104	1,159	1,217	1,278
	Hourly	12.513	13.139	13.795	14.485	15.210	15.970

NO.	CLASS TITLE	1	2	3	4	5	6
220	Maintenance Worker (Appointed on or after 9/25/96)						
	Approx. Annual	26,301	27,616	28,997	30,446	31,969	33,567
	Approx. Monthly	2,192	2,301	2,416	2,537	2,664	2,797
	Approx. Bi-Weekly	1,012	1,062	1,115	1,171	1,230	1,291
	Hourly	12.645	13.277	13.941	14.638	15.370	16.138
227	Approx. Annual	28,783	30,222	31,734	33,320	34,986	36,736
	Approx. Monthly	2,399	2,519	2,644	2,777	2,916	3,061
	Approx. Bi-Weekly	1,107	1,162	1,221	1,282	1,346	1,413
	Hourly	13.838	14.530	15.257	16.019	16.820	17.661
230	Equipment Service Worker						
	Approx. Annual	29,079	30,532	32,059	33,662	35,345	37,112
	Approx. Monthly	2,423	2,544	2,672	2,805	2,945	3,093
	Approx. Bi-Weekly	1,118	1,174	1,233	1,295	1,359	1,427
	Hourly	13.980	14.679	15.413	16.184	16.993	17.842
233	Approx. Annual	30,021	31,522	33,098	34,753	36,491	38,315
	Approx. Monthly	2,502	2,627	2,758	2,896	3,041	3,193
	Approx. Bi-Weekly	1,155	1,212	1,273	1,337	1,403	1,474
	Hourly	14.433	15.155	15.913	16.708	17.544	18.421
235	Account Clerk I Clerical Assistant II						
	Approx. Annual	30,524	32,050	33,653	35,335	37,102	38,957
	Approx. Monthly	2,544	2,671	2,804	2,945	3,092	3,246
	Approx. Bi-Weekly	1,174	1,233	1,294	1,359	1,427	1,498
	Hourly	14.675	15.409	16.179	16.988	17.838	18.729
240	Maintenance Worker (Appointed before 9/25/96)						
	Approx. Annual	30,841	32,383	34,002	35,702	37,487	39,361
	Approx. Monthly	2,570	2,699	2,833	2,975	3,124	3,280
	Approx. Bi-Weekly	1,186	1,245	1,308	1,373	1,442	1,514
	Hourly	14.827	15.569	16.347	17.164	18.023	18.924

NO.	CLASS TITLE	1	2	3	4	5	6
250	Approx. Annual	31,048	32,601	34,231	35,942	37,740	39,627
	Approx. Monthly	2,587	2,717	2,853	2,995	3,145	3,302
	Approx. Bi-Weekly	1194	1254	1317	1382	1452	1524
	Hourly	14.927	15.673	16.457	17.280	18.144	19.051
258	Approx. Annual	31,568	33,146	34,804	36,544	38,371	40,290
	Approx. Monthly	2,631	2,762	2,900	3,045	3,198	3,357
	Approx. Bi-Weekly	1214	1275	1339	1406	1476	1550
	Hourly	15.177	15.936	16.733	17.569	18.448	19.370
260	Approx. Annual	31,755	33,342	35,010	36,760	38,598	40,528
	Approx. Monthly	2,646	2,779	2,917	3,063	3,217	3,377
	Approx. Bi-Weekly	1221	1282	1347	1414	1485	1559
	Hourly	15.267	16.030	16.832	17.673	18.557	19.485
265	Airport Service Worker						
	Approx. Annual	32,078	33,682	35,366	37,135	38,991	40,941
	Approx. Monthly	2,673	2,807	2,947	3,095	3,249	3,412
	Approx. Bi-Weekly	1,234	1,295	1,360	1,428	1,500	1,575
	Hourly	15.422	16.193	17.003	17.853	18.746	19.683
270	Approx. Annual	32,501	34,126	35,832	37,624	39,505	41,481
	Approx. Monthly	2,708	2,844	2,986	3,135	3,292	3,457
	Approx. Bi-Weekly	1250	1313	1378	1447	1519	1595
	Hourly	15.626	16.407	17.227	18.088	18.993	19.943
275	Account Clerk II Clerical Assistant III Cultural and Events Operations Assistant Cultural and Events Production Assistant Customer Service Representative						
	Library Technical Assistant I Parks and Recreation Assistant Senior Citizens Outreach Worker Tiny Tots Teacher						
	Approx. Annual	33,188	34,848	36,590	38,420	40,341	42,358
	Approx. Monthly	2,766	2,904	3,049	3,202	3,362	3,530
Approx. Bi-Weekly	1276	1340	1407	1478	1552	1629	
	Hourly	15.956	16.754	17.591	18.471	19.395	20.364

NO.	CLASS TITLE	1	2	3	4	5	6
285	Parking Control Officer						
	Approx. Annual	33,906	35,602	37,382	39,251	41,214	43,274
	Approx. Monthly	2,826	2,967	3,115	3,271	3,434	3,606
	Approx. Bi-Weekly	1304	1369	1438	1510	1585	1664
	Hourly	16.301	17.116	17.972	18.871	19.814	20.805
287	Senior Maintenance Worker I						
				Water Services Worker			
	Approx. Annual	34,256	35,969	37,767	39,656	41,638	43,720
	Approx. Monthly	2,855	2,997	3,147	3,305	3,470	3,643
	Approx. Bi-Weekly	1,318	1,383	1,453	1,525	1,601	1,682
	Hourly	16.469	17.293	18.157	19.065	20.018	21.019
295	Approx. Annual	34,707	36,443	38,265	40,178	42,187	44,296
	Approx. Monthly	2,892	3,037	3,189	3,348	3,516	3,691
	Approx. Bi-Weekly	1335	1402	1472	1545	1623	1704
	Hourly	16.686	17.520	18.396	19.316	20.282	21.296
300	Library Technical Assistant II						
	Police Records Clerk						
				Senior Customer Service Representative			
	Approx. Annual	34,858	36,601	38,431	40,353	42,371	44,489
	Approx. Monthly	2,905	3,050	3,203	3,363	3,531	3,707
	Approx. Bi-Weekly	1341	1408	1478	1552	1630	1711
	Hourly	16.759	17.597	18.477	19.400	20.370	21.389
310	Approx. Annual	35,515	37,291	39,155	41,113	43,169	45,327
	Approx. Monthly	2,960	3,108	3,263	3,426	3,597	3,777
	Approx. Bi-Weekly	1366	1434	1506	1581	1660	1743
	Hourly	17.075	17.928	18.825	19.766	20.754	21.792
315	Equipment Operator						
	Senior Maintenance Worker II						
				Traffic Painter			
	Approx. Annual	35,879	37,673	39,556	41,534	43,611	45,791
	Approx. Monthly	2,990	3,139	3,296	3,461	3,634	3,816
	Approx. Bi-Weekly	1,380	1,449	1,521	1,597	1,677	1,761
	Hourly	17.249	18.112	19.017	19.968	20.967	22.015

NO.	CLASS TITLE	1	2	3	4	5	6
327	Account Clerk III						
	Maintenance Facilities Dispatcher						
	Permit Technician						
	Police Records Specialist						
	Approx. Annual	36,578	38,407	40,327	42,343	44,461	46,684
	Approx. Monthly	3,048	3,201	3,361	3,529	3,705	3,890
	Approx. Bi-Weekly	1407	1477	1551	1629	1710	1796
	Hourly	17.586	18.465	19.388	20.357	21.375	22.444
330	Reprographic Technician						
	Approx. Annual	36,953	38,801	40,741	42,778	44,917	47,163
	Approx. Monthly	3,079	3,233	3,395	3,565	3,743	3,930
	Approx. Bi-Weekly	1421	1492	1567	1645	1728	1814
	Hourly	17.766	18.654	19.587	20.566	21.595	22.675
335	Police Community Service Officer						
	Approx. Annual	37,218	39,079	41,033	43,084	45,239	47,501
	Approx. Monthly	3,101	3,257	3,419	3,590	3,770	3,958
	Approx. Bi-Weekly	1431	1503	1578	1657	1740	1827
	Hourly	17.893	18.788	19.727	20.714	21.749	22.837
340	Secretary						
	Approx. Annual	37,312	39,178	41,137	43,194	45,354	47,621
	Approx. Monthly	3,109	3,265	3,428	3,599	3,779	3,968
	Approx. Bi-Weekly	1435	1507	1582	1661	1744	1832
	Hourly	17.939	18.836	19.777	20.766	21.805	22.895
345	Senior Maintenance Worker III						
	Approx. Annual	37,641	39,523	41,499	43,574	45,753	48,040
	Approx. Monthly	3,137	3,294	3,458	3,631	3,813	4,003
	Approx. Bi-Weekly	1448	1520	1596	1676	1760	1848
	Hourly	18.097	19.001	19.951	20.949	21.996	23.096
346	Mechanic I						
	Approx. Annual	37,695	39,580	41,559	43,637	45,819	48,110
	Approx. Monthly	3,141	3,298	3,463	3,636	3,818	4,009
	Approx. Bi-Weekly	1,450	1,522	1,598	1,678	1,762	1,850
	Hourly	18.123	19.029	19.980	20.979	22.028	23.130

NO.	CLASS TITLE	1	2	3	4	5	6
350	Approx. Annual	37,898	39,793	41,783	43,872	46,066	48,369
	Approx. Monthly	3,158	3,316	3,482	3,656	3,839	4,031
	Approx. Bi-Weekly	1458	1531	1607	1687	1772	1860
	Hourly	18.220	19.131	20.088	21.092	22.147	23.254
352	Library Technical Services Assistant Police Training Assistant			Utility Systems Specialist			
	Approx. Annual	38,340	40,257	42,270	44,383	46,602	48,933
	Approx. Monthly	3,195	3,355	3,522	3,699	3,884	4,078
	Approx. Bi-Weekly	1475	1548	1626	1707	1792	1882
Hourly	18.433	19.354	20.322	21.338	22.405	23.525	
355	Engineering Aide I						
	Approx. Annual	38,538	40,465	42,489	44,613	46,844	49,186
	Approx. Monthly	3,212	3,372	3,541	3,718	3,904	4,099
	Approx. Bi-Weekly	1482	1556	1634	1716	1802	1892
Hourly	18.528	19.454	20.427	21.449	22.521	23.647	
360	Equipment Operator - Water Meter Repairer Motor Sweeper Operator			Skilled Maintenance Worker - Building and Facilities			
	Approx. Annual	38,921	40,867	42,910	45,056	47,309	49,674
	Approx. Monthly	3,243	3,406	3,576	3,755	3,942	4,140
	Approx. Bi-Weekly	1,497	1,572	1,650	1,733	1,820	1,911
Hourly	18.712	19.648	20.630	21.661	22.745	23.882	
367	Museum Educator Outdoor Recreation Coordinator Parks and Recreation Coordinator			Parks and Trails Coordinator Sports Facility Coordinator Youth Services Coordinator			
	Approx. Annual	39,469	41,442	43,515	45,690	47,975	50,373
	Approx. Monthly	3,289	3,454	3,626	3,808	3,998	4,198
	Approx. Bi-Weekly	1518	1594	1674	1757	1845	1937
Hourly	18.975	19.924	20.920	21.966	23.065	24.218	

NO.	CLASS TITLE	1	2	3	4	5	6
370	Administrative Aide/City Council						
	Approx. Annual	40,182	42,191	44,301	46,516	48,842	51,284
	Approx. Monthly	3,349	3,516	3,692	3,876	4,070	4,274
	Approx. Bi-Weekly	1545	1623	1704	1789	1879	1972
	Hourly	19.318	20.284	21.299	22.363	23.482	24.656
375	Approx. Annual	40,591	42,620	44,751	46,989	49,338	51,805
	Approx. Monthly	3,383	3,552	3,729	3,916	4,112	4,317
	Approx. Bi-Weekly	1561	1639	1721	1807	1898	1993
	Hourly	19.515	20.491	21.515	22.591	23.720	24.906
380	Approx. Annual	40,924	42,970	45,119	47,375	49,743	52,230
	Approx. Monthly	3,410	3,581	3,760	3,948	4,145	4,353
	Approx. Bi-Weekly	1,574	1653	1735	1822	1913	2009
	Hourly	19.675	20.659	21.692	22.776	23.915	25.111
382	Irrigation Specialist						
	Approx. Annual	41,004	43,054	45,207	47,468	49,841	52,333
	Approx. Monthly	3,417	3,588	3,767	3,956	4,153	4,361
	Approx. Bi-Weekly	1,577	1,656	1,739	1,826	1,917	2,013
	Hourly	19.714	20.699	21.734	22.821	23.962	25.160
385	Police Property and Evidence Clerk						
	Approx. Annual	41,193	43,253	45,416	47,686	50,071	52,574
	Approx. Monthly	3,433	3,604	3,785	3,974	4,173	4,381
	Approx. Bi-Weekly	1584	1664	1747	1834	1926	2022
	Hourly	19.804	20.795	21.834	22.926	24.072	25.276
390	Fleet Maintenance Technician						
	Approx. Annual	41,328	43,394	45,564	47,842	50,234	52,746
	Approx. Monthly	3,444	3,616	3,797	3,987	4,186	4,395
	Approx. Bi-Weekly	1590	1669	1752	1840	1932	2029
	Hourly	19.869	20.863	21.906	23.001	24.151	25.359
	Mechanic II						

NO.	CLASS TITLE	1	2	3	4	5	6
395	Approx. Annual	41,623	43,704	45,889	48,184	50,593	53,123
	Approx. Monthly	3,469	3,642	3,824	4,015	4,216	4,427
	Approx. Bi-Weekly	1601	1681	1765	1853	1946	2043
	Hourly	20.011	21.012	22.062	23.165	24.324	25.540
405	Community Liaison Officer Code Enforcement Officer Trainee Court Liaison Officer Engineering Aide II Information Systems Assistant						
	Planning Technician Police Rangemaster Senior Engineering Aide Senior Permit Technician Skilled Maintenance Worker - Water I						
	Approx. Annual	42,587	44,716	46,952	49,300	51,765	54,353
	Approx. Monthly	3,549	3,726	3,913	4,108	4,314	4,529
410	Administrative Assistant I						
	Airport Operations Assistant						
	Approx. Annual	43,071	45,225	47,486	49,860	52,353	54,971
	Approx. Monthly	3,589	3,769	3,957	4,155	4,363	4,581
412	Police Records Shift Leader						
	Approx. Annual	43,513	45,688	47,973	50,371	52,890	55,534
	Approx. Monthly	3,626	3,807	3,998	4,198	4,407	4,628
	Approx. Bi-Weekly	1674	1757	1845	1937	2034	2136
415	Approx. Annual	43,876	46,070	48,374	50,792	53,332	55,999
	Approx. Monthly	3,656	3,839	4,031	4,233	4,444	4,667
	Approx. Bi-Weekly	1688	1772	1861	1954	2051	2154
	Hourly	21.094	22.149	23.257	24.419	25.640	26.922
420	Approx. Annual	44,115	46,321	48,637	51,069	53,622	56,303
	Approx. Monthly	3,676	3,860	4,053	4,256	4,469	4,692
	Approx. Bi-Weekly	1697	1782	1871	1964	2062	2166
	Hourly	21.209	22.270	23.383	24.552	25.780	27.069

NO.	CLASS TITLE	1	2	3	4	5	6
423	Facilities Specialist						
	Grounds Maintenance Lead Worker						
	Jailer						
	Lead Customer Service Representative - Utility Services						
	Location Specialist						
	Mechanic III						
	Revenue Specialist						
	Sanitation Specialist						
	Sewer Program Specialist						
	Streets Lead Worker						
	Tree Services Inspector						
	Water Utility Services Lead Worker						
	Approx. Annual	44,408	46,628	48,960	51,408	53,978	56,677
	Approx. Monthly	3,701	3,886	4,080	4,284	4,498	4,723
	Approx. Bi-Weekly	1708	1793	1883	1977	2076	2180
	Hourly	21.350	22.417	23.538	24.715	25.951	27.249
<hr/>							
425	Skilled Maintenance Worker - Water II						
	Approx. Annual	44,571	46,799	49,139	51,596	54,176	56,885
	Approx. Monthly	3,714	3,900	4,095	4,300	4,515	4,740
	Approx. Bi-Weekly	1,714	1,800	1,890	1,984	2,084	2,188
	Hourly	21.428	22.500	23.625	24.806	26.046	27.349
<hr/>							
430	Approx. Annual	44,944	47,191	49,551	52,028	54,630	57,361
	Approx. Monthly	3,745	3,933	4,129	4,336	4,552	4,780
	Approx. Bi-Weekly	1729	1815	1906	2001	2101	2206
	Hourly	21.608	22.688	23.823	25.014	26.264	27.578
<hr/>							
435	Approx. Annual	45,140	47,397	49,767	52,255	54,868	57,611
	Approx. Monthly	3,762	3,950	4,147	4,355	4,572	4,801
	Approx. Bi-Weekly	1736	1823	1914	2010	2110	2216
	Hourly	21.702	22.787	23.926	25.123	26.379	27.698
<hr/>							
437	Administrative Assistant II						
	Building Inspector - Trainee						
	Approx. Annual	45,402	47,672	50,056	52,559	55,187	57,946
	Approx. Monthly	3,784	3,973	4,171	4,380	4,599	4,829
	Approx. Bi-Weekly	1,746	1,834	1,925	2,021	2,123	2,229
	Hourly	21.828	22.919	24.065	25.269	26.532	27.859
<hr/>							
440	Engineering Aide III						
	Approx. Annual	46,224	48,535	50,962	53,510	56,186	58,995
	Approx. Monthly	3,852	4,045	4,247	4,459	4,682	4,916
	Approx. Bi-Weekly	1778	1867	1960	2058	2161	2269
	Hourly	22.223	23.334	24.501	25.726	27.012	28.363

NO.	CLASS TITLE	1	2	3	4	5	6
442	Water Production Operator						
	Annual	46,651	48,983	51,432	54,004	56,704	59,539
	Approx. Monthly	3,888	4,082	4,286	4,500	4,725	4,962
	Approx. Bi-Weekly	1,794	1,884	1,978	2,077	2,181	2,290
	Hourly	22.428	23.550	24.727	25.963	27.262	28.625
445	Administrative Analyst I Deputy City Clerk Engineering Drafter/CADD Equipment Operator			Librarian - Adult Services (X) Librarian - Children's Services (X) Librarian - Technical Services (X) Parks Project Specialist (X)			
	Approx. Annual	47,174	49,532	52,009	54,610	57,340	60,207
	Approx. Monthly	3,931	4,128	4,334	4,551	4,778	5,017
	Approx. Bi-Weekly	1,814	1,905	2,000	2,100	2,205	2,316
	Hourly	22.680	23.814	25.004	26.255	27.567	28.946
448	Air Conditioning Mechanic Airport Operations Lead Worker Electrician			Equipment Mechanic Lead Worker Forensic Specialist I			
	Approx. Annual	47,656	50,038	52,540	55,167	57,926	60,822
	Approx. Monthly	3,971	4,170	4,378	4,597	4,827	5,069
	Approx. Bi-Weekly	1,833	1,925	2,021	2,122	2,228	2,339
	Hourly	22.911	24.057	25.260	26.523	27.849	29.241
455	Buyer Events Specialist			Exhibition/Museum Specialist (X) Source Control Inspector			
	Approx. Annual	48,466	50,889	53,434	56,105	58,910	61,856
	Approx. Monthly	4,039	4,241	4,453	4,675	4,909	5,155
	Approx. Bi-Weekly	1,864	1,957	2,055	2,158	2,266	2,379
	Hourly	23.301	24.466	25.689	26.974	28.322	29.738
456	Approx. Annual	48,959	51,407	53,978	56,677	59,511	62,486
	Approx. Monthly	4,080	4,284	4,498	4,723	4,959	5,207
	Approx. Bi-Weekly	1,883	1,977	2,076	2,180	2,289	2,403
	Hourly	23.538	24.715	25.951	27.248	28.611	30.041

NO.	CLASS TITLE	1	2	3	4	5	6
460	Code Enforcement Officer						
	Housing Programs Assistant						
	Risk Management Specialist						
	Approx. Annual	49,583	52,062	54,665	57,399	60,268	63,282
	Approx. Monthly	4,132	4,339	4,555	4,783	5,022	5,273
Approx. Bi-Weekly	1,907	2,002	2,103	2,208	2,318	2,434	
Hourly	23.838	25.030	26.281	27.595	28.975	30.424	
463	Approx. Annual	50,091	52,595	55,225	57,986	60,886	63,930
	Approx. Monthly	4,174	4,383	4,602	4,832	5,074	5,328
	Approx. Bi-Weekly	1,927	2,023	2,124	2,230	2,342	2,459
	Hourly	24.082	25.286	26.551	27.878	29.272	30.736
	464	Approx. Annual	50,613	53,143	55,801	58,591	61,520
Approx. Monthly		4,218	4,429	4,650	4,883	5,127	5,383
Approx. Bi-Weekly		1,947	2,044	2,146	2,253	2,366	2,484
Hourly		24.333	25.550	26.827	28.169	29.577	31.056
465		Approx. Annual	51,116	53,672	56,355	59,173	62,132
	Approx. Monthly	4,260	4,473	4,696	4,931	5,178	5,437
	Approx. Bi-Weekly	1,966	2,064	2,168	2,276	2,390	2,509
	Hourly	24.575	25.804	27.094	28.449	29.871	31.365
	466	Building Inspector I					
Electrical and HVAC Lead Worker							
Geographic Information Systems Technician							
Senior CADD Equipment Operator							
Water Lead Worker							
Water Technical Design Specialist							
Approx. Annual	51,286	53,850	56,543	59,370	62,338	65,455	
Approx. Monthly	4,274	4,488	4,712	4,947	5,195	5,455	
Approx. Bi-Weekly	1,973	2,071	2,175	2,283	2,398	2,518	
Hourly	24.657	25.890	27.184	28.543	29.970	31.469	
467	Approx. Annual	51,629	54,210	56,920	59,766	62,755	65,893
	Approx. Monthly	4,302	4,517	4,743	4,981	5,230	5,491
	Approx. Bi-Weekly	1,986	2,085	2,189	2,299	2,414	2,534
	Hourly	24.821	26.062	27.366	28.734	30.171	31.679

NO.	CLASS TITLE	1	2	3	4	5	6
468	Accountant I			Crime Analyst			
	Approx. Annual	51,959	54,557	57,285	60,149	63,157	66,315
	Approx. Monthly	4,330	4,546	4,774	5,012	5,263	5,526
	Approx. Bi-Weekly	1,998	2,098	2,203	2,313	2,429	2,551
	Hourly	24.980	26.229	27.541	28.918	30.364	31.882
469	Assistant Planner (X)						
	Approx. Annual	52,599	55,229	57,991	60,890	63,935	67,132
	Approx. Monthly	4,383	4,602	4,833	5,074	5,328	5,594
	Approx. Bi-Weekly	2,023	2,124	2,230	2,342	2,459	2,582
	Hourly	25.288	26.553	27.880	29.274	30.738	32.275
470	Forensic Specialist II			Junior Engineer (X)			
	Approx. Annual	53,237	55,899	58,694	61,629	64,710	67,945
	Approx. Monthly	4,436	4,658	4,891	5,136	5,392	5,662
	Approx. Bi-Weekly	2,048	2,150	2,257	2,370	2,489	2,613
	Hourly	25.595	26.874	28.218	29.629	31.111	32.666
475	Senior Code Enforcement Officer						
	Approx. Annual	54,498	57,223	60,084	63,089	66,243	69,555
	Approx. Monthly	4,542	4,769	5,007	5,257	5,520	5,796
	Approx. Bi-Weekly	2096	2201	2311	2426	2548	2675
	Hourly	26.201	27.511	28.887	30.331	31.848	33.440
476	Building Inspector II			Construction Inspector			
	Annual	54,837	57,579	60,458	63,481	66,655	69,988
	Approx. Monthly	4,570	4,798	5,038	5,290	5,555	5,832
	Approx. Bi-Weekly	2,109	2,215	2,325	2,442	2,564	2,692
	Hourly	26.364	27.682	29.066	30.520	32.046	33.648
478	Administrative Analyst II (X)			Assistant City Clerk			
	Approx. Annual	55,786	58,575	61,504	64,579	67,808	71,198
	Approx. Monthly	4,649	4,881	5,125	5,382	5,651	5,933
	Approx. Bi-Weekly	2146	2253	2366	2484	2608	2738
	Hourly	26.820	28.161	29.569	31.048	32.600	34.230

NO.	CLASS TITLE	1	2	3	4	5	6
480	Construction Inspector - Water Stormwater/Wastewater Compliance Specialist I						
	Approx. Annual	57,470	60,344	63,361	66,529	69,856	73,348
	Approx. Monthly	4,789	5,029	5,280	5,544	5,821	6,112
	Approx. Bi-Weekly	2210	2321	2437	2559	2687	2821
	Hourly	27.630	29.012	30.462	31.985	33.584	35.264
481	Accountant II (X)						
	Annual	58,195	61,105	64,160	67,368	70,736	74,273
	Approx. Monthly	4,850	5,092	5,347	5,614	5,895	6,189
	Approx. Bi-Weekly	2,238	2,350	2,468	2,591	2,721	2,857
	Hourly	27.978	29.377	30.846	32.388	34.008	35.708
482	Annual	58,564	61,492	64,567	67,795	71,185	74,744
	Approx. Monthly	4,880	5,124	5,381	5,650	5,932	6,229
	Approx. Bi-Weekly	2,252	2,365	2,483	2,607	2,738	2,875
	Hourly	28.156	29.563	31.042	32.594	34.223	35.935
	483	Lead Forensic Specialist					
Approx. Annual		59,692	62,677	65,811	69,101	72,556	76,184
Approx. Monthly		4,974	5,223	5,484	5,758	6,046	6,349
Approx. Bi-Weekly		2296	2411	2531	2658	2791	2930
Hourly		28.698	30.133	31.640	33.222	34.883	36.627
485	Associate Planner (X) Building Inspector III Geographic Information Systems Specialist (X)						
	Approx. Annual	61,310	64,376	67,595	70,974	74,523	78,249
	Approx. Monthly	5,109	5,365	5,633	5,915	6,210	6,521
	Approx. Bi-Weekly	2358	2476	2600	2730	2866	3010
	Hourly	29.476	30.950	32.497	34.122	35.828	37.620

NO.	CLASS TITLE	1	2	3	4	5	6
488	Network Specialist (X)						
				Senior Building Inspector			
	Approx. Annual	62,817	65,958	69,256	72,719	76,355	80,173
	Approx. Monthly	5,235	5,497	5,771	6,060	6,363	6,681
	Approx. Bi-Weekly	2416	2537	2664	2797	2937	3084
	Hourly	30.201	31.711	33.296	34.961	36.709	38.544
490	Assistant Engineer (X)						
	Stormwater/Wastewater Compliance Specialist III (X)			Water Quality Specialist			
	Approx. Annual	65,961	69,259	72,722	76,358	80,176	84,185
	Approx. Monthly	5,497	5,772	6,060	6,363	6,681	7,015
	Approx. Bi-Weekly	2537	2664	2797	2937	3084	3238
	Hourly	31.712	33.298	34.963	36.711	38.546	40.474
495	Approx. Annual	67,633	71,015	74,566	78,294	82,209	86,319
	Approx. Monthly	5,636	5,918	6,214	6,525	6,851	7,193
	Approx. Bi-Weekly	2601	2731	2868	3011	3162	3320
	Hourly	32.516	34.142	35.849	37.641	39.523	41.500
497	Approx. Annual	69,573	73,051	76,704	80,539	84,566	88,794
	Approx. Monthly	5,798	6,088	6,392	6,712	7,047	7,400
	Approx. Bi-Weekly	2676	2810	2950	3098	3253	3415
	Hourly	33.448	35.121	36.877	38.721	40.657	42.690
498	Associate Engineer (X)						
	Associate Plan Check Engineer (X)			Associate Water Engineer (X)			
				Real Property Agent (X)			
	Approx. Annual	75,204	78,964	82,912	87,058	91,410	95,981
	Approx. Monthly	6,267	6,580	6,909	7,255	7,618	7,998
	Approx. Bi-Weekly	2892	3037	3189	3348	3516	3692
	Hourly	36.156	37.963	39.862	41.855	43.947	46.145
499	Civil Engineer (X)						
	Annual	78,998	82,948	87,096	91,451	96,023	100,824
	Approx. Monthly	6,583	6,912	7,258	7,621	8,002	8,402
	Approx. Bi-Weekly	3,038	3,190	3,350	3,517	3,693	3,878
	Hourly	37.980	39.879	41.873	43.967	46.165	48.473

(X) = Exempt from F.L.S.A.

Section E

Fullerton Management Association

FULLERTON MANAGEMENT ASSOCIATION
SCHEDULE OF BASE SALARY RATES AND
ALLOCATION OF CLASSES TO SALARY RANGES

Effective July 1, 2011

RANGE NO.	CLASS TITLE	STEPS					
		1	2	3	4	5	6
500	Approx. Annual	43,320	45,486	47,760	50,148	52,655	N/A
	Approx. Monthly	3,610	3,790	3,980	4,179	4,388	
	Approx. Bi-Weekly	1,666	1,749	1,837	1,929	2,025	
	Hourly	20.827	21.868	22.961	24.110	25.315	
515	Approx. Annual	44,971	47,219	49,580	52,059	54,662	N/A
	Approx. Monthly	3,748	3,935	4,132	4,338	4,555	
	Approx. Bi-Weekly	1,730	1,816	1,907	2,002	2,102	
	Hourly	21.621	22.702	23.837	25.028	26.280	
525	Approx. Annual	45,847	48,139	50,546	53,073	55,727	N/A
	Approx. Monthly	3,821	4,012	4,212	4,423	4,644	
	Approx. Bi-Weekly	1,763	1,851	1,944	2,041	2,143	
	Hourly	22.042	23.144	24.301	25.516	26.792	
530	Community Center Supervisor						
	Recreation Supervisor						
	Approx. Annual	50,881	53,425	56,096	58,901	61,846	N/A
	Approx. Monthly	4,240	4,452	4,675	4,908	5,154	
Approx. Bi-Weekly	1,957	2,055	2,158	2,265	2,379		
Hourly	24.462	25.685	26.969	28.318	29.734		
532	Police Records Supervisor						
	Approx. Annual	52,128	54,734	57,471	60,344	63,362	N/A
	Approx. Monthly	4,344	4,561	4,789	5,029	5,280	
	Approx. Bi-Weekly	2,005	2,105	2,210	2,321	2,437	
Hourly	25.061	26.314	27.630	29.012	30.462		

RANGE NO.	CLASS TITLE	STEPS					
		1	2	3	4	5	6
534	Library Circulation Manager						
	Approx. Annual	53,279	55,943	58,740	61,677	64,761	N/A
	Approx. Monthly	4,440	4,662	4,895	5,140	5,397	
	Approx. Bi-Weekly	2,049	2,152	2,259	2,372	2,491	
	Hourly	25.615	26.895	28.240	29.652	31.135	
535	Approx. Annual	54,412	57,133	59,989	62,989	66,138	N/A
	Approx. Monthly	4,534	4,761	4,999	5,249	5,512	
	Approx. Bi-Weekly	2,093	2,197	2,307	2,423	2,544	
	Hourly	26.160	27.468	28.841	30.283	31.797	
540	Jail Supervisor						
	Approx. Annual	56,590	59,419	62,390	65,510	68,785	N/A
	Approx. Monthly	4,716	4,952	5,199	5,459	5,732	
	Approx. Bi-Weekly	2,177	2,285	2,400	2,520	2,646	
	Hourly	27.207	28.567	29.995	31.495	33.070	
545	Utility Services Supervisor						
	Approx. Annual	59,114	62,070	65,174	68,432	71,854	N/A
	Approx. Monthly	4,926	5,173	5,431	5,703	5,988	
	Approx. Bi-Weekly	2,274	2,387	2,507	2,632	2,764	
	Hourly	28.420	29.841	31.333	32.900	34.545	
550	Building and Facilities Supervisor Equipment Supervisor						
	Approx. Annual	60,248	63,260	66,423	69,744	73,232	N/A
	Approx. Monthly	5,021	5,272	5,535	5,812	6,103	
	Approx. Bi-Weekly	2,317	2,433	2,555	2,682	2,817	
	Hourly	28.965	30.414	31.934	33.531	35.208	
580	Approx. Annual	61,770	64,859	68,102	71,507	75,082	N/A
	Approx. Monthly	5,148	5,405	5,675	5,959	6,257	
	Approx. Bi-Weekly	2,376	2,495	2,619	2,750	2,888	
	Hourly	29.697	31.182	32.741	34.378	36.097	

RANGE NO.	CLASS TITLE	STEPS					
		1	2	3	4	5	6
583	Senior Librarian						
	Annual	63,362	66,530	69,857	73,350	77,017	N/A
	Approx. Monthly	5,280	5,544	5,821	6,112	6,418	
	Approx. Bi-Weekly	2,437	2,559	2,687	2,821	2,962	
	Hourly	30.463	31.986	33.585	35.264	37.027	
585	Police Communications Manager Sewer Supervisor						
	Water Distribution Supervisor Water Production Supervisor						
	Approx. Annual	64,959	68,207	71,617	75,198	78,958	N/A
	Approx. Monthly	5,413	5,684	5,968	6,266	6,580	
	Approx. Bi-Weekly	2,498	2,623	2,754	2,892	3,037	
	Hourly	31.230	32.792	34.431	36.153	37.960	
620	Project Manager I						
	Approx. Annual	69,145	72,603	76,233	80,044	84,047	N/A
	Approx. Monthly	5,762	6,050	6,353	6,670	7,004	
	Approx. Bi-Weekly	2,659	2,792	2,932	3,079	3,233	
	Hourly	33.243	34.905	36.650	38.483	40.407	
621	Cultural and Events Services Manager Library Division Manager - Adult Services Library Division Manager - Children's Services						
	Library Division Manager - Technical Services Parks Project Manager Recreation Manager						
	Annual	69,632	73,114	76,770	80,608	84,639	N/A
	Approx. Monthly	5,803	6,093	6,397	6,717	7,053	
	Approx. Bi-Weekly	2,678	2,812	2,953	3,100	3,255	
	Hourly	33.477	35.151	36.909	38.754	40.692	
630	Housing Programs Supervisor						
	Approx. Annual	71,725	75,311	79,077	83,030	87,182	N/A
	Approx. Monthly	5,977	6,276	6,590	6,919	7,265	
	Approx. Bi-Weekly	2,759	2,897	3,041	3,193	3,353	
	Hourly	34.483	36.207	38.018	39.918	41.914	

RANGE NO.	CLASS TITLE	STEPS					
		1	2	3	4	5	6
632	Accounting Supervisor						
				Senior Planner			
	Approx. Annual	74,044	77,746	81,634	85,715	90,001	N/A
	Approx. Monthly	6,170	6,479	6,803	7,143	7,500	
	Approx. Bi-Weekly	2,848	2,990	3,140	3,297	3,462	
	Hourly	35.598	37.378	39.247	41.209	43.270	
635	Building and Facilities Superintendent						
	Equipment Superintendent						
	Landscape Superintendent						
	Maintenance Services Manager						
	Parks and Recreation Administrative Manager						
				Police Technical Services Manager			
				Purchasing Manager			
				Project Manager II			
				Sewer Superintendent			
				Street Superintendent			
	Approx. Annual	76,060	79,863	83,856	88,049	92,451	N/A
	Approx. Monthly	6,338	6,655	6,988	7,337	7,704	
	Approx. Bi-Weekly	2,925	3,072	3,225	3,386	3,556	
	Hourly	36.567	38.396	40.315	42.331	44.448	
640	Approx. Annual	78,893	82,837	86,979	91,328	95,894	N/A
	Approx. Monthly	6,574	6,903	7,248	7,611	7,991	
	Approx. Bi-Weekly	3,034	3,186	3,345	3,513	3,688	
	Hourly	37.929	39.826	41.817	43.908	46.103	
645	Information Systems Project/Programmer Manager						
	Plan Check Engineer						
	Approx. Annual	83,398	87,568	91,947	96,544	101,371	N/A
	Approx. Monthly	6,950	7,297	7,662	8,045	8,448	
	Approx. Bi-Weekly	3,208	3,368	3,536	3,713	3,899	
	Hourly	40.095	42.100	44.205	46.415	48.736	
650	Approx. Annual	84,940	89,187	93,646	98,329	103,245	N/A
	Approx. Monthly	7,078	7,432	7,804	8,194	8,604	
	Approx. Bi-Weekly	3,267	3,430	3,602	3,782	3,971	
	Hourly	40.837	42.878	45.022	47.273	49.637	

RANGE NO.	CLASS TITLE	STEPS					
		1	2	3	4	5	6
652	Approx. Annual	87,452	91,824	96,416	101,236	106,298	N/A
	Approx. Monthly	7,288	7,652	8,035	8,436	8,858	
	Approx. Bi-Weekly	3,364	3,532	3,708	3,894	4,088	
	Hourly	42.044	44.146	46.354	48.671	51.105	
655	Airport Manager						
	Redevelopment Manager						
	Approx. Annual	89,924	94,420	99,141	104,098	109,303	N/A
Approx. Monthly	7,494	7,868	8,262	8,675	9,109		
Approx. Bi-Weekly	3,459	3,632	3,813	4,004	4,204		
Hourly	43.233	45.394	47.664	50.047	52.550		
656	Building Official/Plan Check Engineer						
	Water Superintendent						
	Senior Civil Engineer						
	Approx. Annual	91,505	96,080	100,885	105,929	111,225	N/A
Approx. Monthly	7,625	8,007	8,407	8,827	9,269		
Approx. Bi-Weekly	3,519	3,695	3,880	4,074	4,278		
Hourly	43.993	46.193	48.502	50.927	53.474		
660	Approx. Annual	93,803	98,493	103,418	108,588	114,018	N/A
	Approx. Monthly	7,817	8,208	8,618	9,049	9,501	
	Approx. Bi-Weekly	3,608	3,788	3,978	4,176	4,385	
	Hourly	45.098	47.352	49.720	52.206	54.816	
662	Approx. Annual	95,456	100,229	105,240	110,502	116,027	N/A
	Approx. Monthly	7,955	8,352	8,770	9,209	9,669	
	Approx. Bi-Weekly	3,671	3,855	4,048	4,250	4,463	
	Hourly	45.892	48.187	50.596	53.126	55.782	
665	Approx. Annual	96,662	101,495	106,569	111,898	117,493	N/A
	Approx. Monthly	8,055	8,458	8,881	9,325	9,791	
	Approx. Bi-Weekly	3,718	3,904	4,099	4,304	4,519	
	Hourly	46.472	48.796	51.235	53.797	56.487	

RANGE NO.	CLASS TITLE	STEPS					
		1	2	3	4	5	6
667	Construction Services Manager						
	Annual	98,051	102,953	108,101	113,506	119,181	N/A
	Approx. Monthly	8,171	8,579	9,008	9,459	9,932	
	Approx. Bi-Weekly	3,771	3,960	4,158	4,366	4,584	
	Hourly	47.140	49.497	51.972	54.570	57.299	
670	Approx. Annual	99,435	104,407	109,627	115,109	120,864	N/A
	Approx. Monthly	8,286	8,701	9,136	9,592	10,072	
	Approx. Bi-Weekly	3,824	4,016	4,216	4,427	4,649	
	Hourly	47.805	50.196	52.706	55.341	58.108	
673	Approx. Annual	102,373	107,491	112,866	118,509	124,435	N/A
	Approx. Monthly	8,531	8,958	9,406	9,876	10,370	
	Approx. Bi-Weekly	3,937	4,134	4,341	4,558	4,786	
	Hourly	49.218	51.679	54.263	56.976	59.824	
674	Building and Code Enforcement Manager Planning Manager						
	Annual	104,941	110,188	115,698	121,483	127,557	N/A
	Approx. Monthly	8,745	9,182	9,641	10,124	10,630	
	Approx. Bi-Weekly	4,036	4,238	4,450	4,672	4,906	
	Hourly	50.453	52.975	55.624	58.405	61.325	
675	Water System Manager/Assistant City Engineer						
	Annual	107,499	112,874	118,517	124,443	130,665	N/A
	Approx. Monthly	8,958	9,406	9,876	10,370	10,889	
	Approx. Bi-Weekly	4,135	4,341	4,558	4,786	5,026	
	Hourly	51.682	54.266	56.979	59.828	62.820	

Section F

Fullerton Fire Management Association

FULLERTON FIRE MANAGEMENT ASSOCIATION
SCHEDULE OF BASE SALARY RATES AND
ALLOCATION OF CLASSES TO SALARY RANGES

Effective March 29, 2014

RANGE NO.	CLASS TITLE	STEPS					
		1	2	3	4	5	6
700	Battalion Chief (40 hr./wk.)						
	Approx. Annual	111,518	117,094	122,949	129,097	135,551	142,329
	Approx. Monthly	9,293	9,758	10,246	10,758	11,296	11,861
	Approx. Bi-Weekly	4,289	4,504	4,729	4,965	5,214	5,474
	Hourly	53.615	56.295	59.110	62.066	65.169	68.427
710	Battalion Chief (56 hr./wk.)						
	Approx. Annual	111,518	117,094	122,949	129,097	135,551	142,329
	Approx. Monthly	9,293	9,758	10,246	10,758	11,296	11,861
	Approx. Bi-Weekly	4,289	4,504	4,729	4,965	5,214	5,474
	Hourly	38.296	40.211	42.222	44.333	46.549	48.877
720	Division Chief - Training (40 hr./wk.)* Division Chief/Support Services (40 hr./wk.)* <i>*Both are Battalion Chief assignments that may be made in accordance with Article 7</i>						
	Approx. Annual	122,670	128,804	135,244	142,006	149,107	156,562
	Approx. Monthly	10,223	10,734	11,270	11,834	12,426	13,047
	Approx. Bi-Weekly	4,718	4,954	5,202	5,462	5,735	6,022
	Hourly	58.976	61.925	65.021	68.272	71.686	75.270
740	Fire Marshal/Deputy Chief - Administration (40 hr./wk.) Deputy Chief - Operations (40 hr./wk.)* <i>*Battalion Chief assignment that may be made in accordance with Article 7.</i>						
	Approx. Annual	134,937	141,684	148,768	156,207	164,017	172,218
	Approx. Monthly	11,245	11,807	12,397	13,017	13,668	14,352
	Approx. Bi-Weekly	5,190	5,449	5,722	6,008	6,308	6,624
	Hourly	64.874	68.117	71.523	75.099	78.854	82.797

FULLERTON FIRE MANAGEMENT ASSOCIATION
SCHEDULE OF BASE SALARY RATES AND
ALLOCATION OF CLASSES TO SALARY RANGES

Effective date determined only upon termination of Shared Command Staff Agreement.
See Article 6.

RANGE NO.	CLASS TITLE	STEPS				
		1	2	3	4	5
700	Battalion Chief (40 hr./wk.)					
	Approx. Annual	104,712	109,948	115,445	121,217	127,278
	Approx. Monthly	8,726	9,162	9,620	10,101	10,607
	Approx. Bi-Weekly	4,027	4,229	4,440	4,662	4,895
	Hourly	50.342	52.860	55.502	58.278	61.192
710	Battalion Chief (56 hr./wk.)					
	Approx. Annual	104,712	109,948	115,445	121,217	127,278
	Approx. Monthly	8,726	9,162	9,620	10,101	10,607
	Approx. Bi-Weekly	4,027	4,229	4,440	4,662	4,895
	Hourly	35.959	37.757	39.645	41.627	43.708
720	Division Chief - Training (40 hr./wk.)* Fire Marshal/Deputy Chief - Administration (40 hr./wk.) Deputy Chief - Operations ((40 hr./wk.)* <i>*Both are Battalion Chief assignments that may be made in accordance with Article 7</i>					
	Approx. Annual	120,922	126,969	133,317	139,983	146,982
	Approx. Monthly	10,077	10,581	11,110	11,665	12,249
	Approx. Bi-Weekly	4,651	4,883	5,128	5,384	5,653
	Hourly	58.136	61.043	64.095	67.299	70.664

Section G

Fullerton Police Management Association

FULLERTON POLICE MANAGEMENT ASSOCIATION
SCHEDULE OF BASE SALARY RATES AND
ALLOCATION OF CLASSES TO SALARY RANGES

Effective July 1, 2011

RANGE NO.	CLASS TITLE	STEPS					
		1	2	3	4	5	6
750	Police Lieutenant (X)						
	Annual	108,285	113,700	119,385	125,354	131,622	N/A
	Approx. Monthly	9,024	9,475	9,949	10,446	10,968	
	Approx. Bi-Weekly	4,165	4,373	4,592	4,821	5,062	
	Hourly	52.060	54.663	57.397	60.266	63.280	
775	Police Captain (X)						
	Annual	126,022	132,323	138,939	145,886	153,180	N/A
	Approx. Monthly	10,502	11,027	11,578	12,157	12,765	
	Approx. Bi-Weekly	4,847	5,089	5,344	5,611	5,892	
	Hourly	60.587	63.617	66.797	70.137	73.644	

(X) = FLSA Exempt Classifications

Section H

Confidential Unit

CONFIDENTIAL/NONREPRESENTED UNIT
SCHEDULE OF BASE SALARY RATES AND
ALLOCATION OF CLASSES TO SALARY RANGES

Effective July 1, 2011

RANGE NO.	CLASS TITLE	STEPS					
		1	2	3	4	5	6
800	Approx. Annual	37,014	38,865	40,808	42,849	44,991	47,241
	Approx. Monthly	3,085	3,239	3,401	3,571	3,749	3,937
	Approx. Bi-Weekly	1,424	1,495	1,570	1,648	1,730	1,817
	Hourly	17.795	18.685	19.619	20.600	21.630	22.712
803	Approx. Annual	38,327	40,243	42,256	44,368	46,587	48,916
	Approx. Monthly	3,194	3,354	3,521	3,697	3,882	4,076
	Approx. Bi-Weekly	1,474	1,548	1,625	1,706	1,792	1,881
	Hourly	18.426	19.348	20.315	21.331	22.397	23.517
805	Approx. Annual	41,192	43,252	45,415	47,685	50,070	52,573
	Approx. Monthly	3,433	3,604	3,785	3,974	4,172	4,381
	Approx. Bi-Weekly	1,584	1,664	1,747	1,834	1,926	2,022
	Hourly	19.804	20.794	21.834	22.926	24.072	25.276
809	Administrative Assistant/Human Resources						
	Annual	43,071	45,224	47,485	49,860	52,353	54,970
	Approx. Monthly	3,589	3,769	3,957	4,155	4,363	4,581
	Approx. Bi-Weekly	1,657	1,739	1,826	1,918	2,014	2,114
	Hourly	20.707	21.742	22.829	23.971	25.169	26.428
810	Payroll Technician Personnel Technician						
	Approx. Annual	43,252	45,415	47,685	50,070	52,573	55,202
	Approx. Monthly	3,604	3,785	3,974	4,172	4,381	4,600
	Approx. Bi-Weekly	1,664	1,747	1,834	1,926	2,022	2,123
	Hourly	20.794	21.834	22.926	24.072	25.275	26.539
820	Approx. Annual	47,183	49,542	52,019	54,620	57,351	60,219
	Approx. Monthly	3,932	4,129	4,335	4,552	4,779	5,018
	Approx. Bi-Weekly	1,815	1,905	2,001	2,101	2,206	2,316
	Hourly	22.684	23.818	25.009	26.260	27.573	28.951

RANGE NO.	CLASS TITLE	STEPS					
		1	2	3	4	5	6
840	Employee Benefits Specialist						
	Approx. Annual	49,599	52,079	54,683	57,417	60,287	63,302
	Approx. Monthly	4,133	4,340	4,557	4,785	5,024	5,275
	Approx. Bi-Weekly	1,908	2,003	2,103	2,208	2,319	2,435
	Hourly	23.846	25.038	26.290	27.604	28.984	30.434
860	Approx. Annual	53,154	55,812	58,602	61,533	64,609	67,840
	Approx. Monthly	4,430	4,651	4,884	5,128	5,384	5,653
	Approx. Bi-Weekly	2,044	2,147	2,254	2,367	2,485	2,609
	Hourly	25.555	26.833	28.174	29.583	31.062	32.615
863	Executive Assistant						
	Annual	54,565	57,293	60,158	63,165	66,324	69,640
	Approx. Monthly	4,547	4,774	5,013	5,264	5,527	5,803
	Approx. Bi-Weekly	2,099	2,204	2,314	2,429	2,551	2,678
	Hourly	26.233	27.545	28.922	30.368	31.886	33.481
865	Approx. Annual	56,694	59,529	62,506	65,631	68,912	72,358
	Approx. Monthly	4,725	4,961	5,209	5,469	5,743	6,030
	Approx. Bi-Weekly	2,181	2,290	2,404	2,524	2,650	2,783
	Hourly	27.257	28.620	30.051	31.553	33.131	34.788
870	Risk Management Analyst (X)						
	Approx. Annual	58,782	61,721	64,808	68,048	71,450	75,023
	Approx. Monthly	4,899	5,143	5,401	5,671	5,954	6,252
	Approx. Bi-Weekly	2,261	2,374	2,493	2,617	2,748	2,885
	Hourly	28.261	29.674	31.157	32.715	34.351	36.069
875	Approx. Annual	61,866	64,959	68,207	71,618	75,199	78,959
	Approx. Monthly	5,156	5,413	5,684	5,968	6,267	6,580
	Approx. Bi-Weekly	2,379	2,498	2,623	2,755	2,892	3,037
	Hourly	29.743	31.231	32.792	34.432	36.153	37.961
877	Senior Administrative Analyst (X)						
	Approx. Annual	65,859	69,151	72,609	76,239	80,051	84,054
	Approx. Monthly	5,488	5,763	6,051	6,353	6,671	7,005
	Approx. Bi-Weekly	2,533	2,660	2,793	2,932	3,079	3,233
	Hourly	31.663	33.246	34.908	36.654	38.486	40.411

RANGE NO.	CLASS TITLE	STEPS					
		1	2	3	4	5	6
880	Approx. Annual	68,307	71,722	75,308	79,074	83,027	87,179
	Approx. Monthly	5,692	5,977	6,276	6,589	6,919	7,265
	Approx. Bi-Weekly	2,627	2,759	2,896	3,041	3,193	3,353
	Hourly	32.840	34.482	36.206	38.016	39.917	41.913
881	Budget Analyst (X) Public Information Coordinator (X) Senior Personnel Analyst (X)						
	Approx. Annual	70,526	74,052	77,755	81,642	85,724	90,011
	Approx. Monthly	5,877	6,171	6,480	6,804	7,144	7,501
	Approx. Bi-Weekly	2,713	2,848	2,991	3,140	3,297	3,462
	Hourly	33.907	35.602	37.382	39.251	41.214	43.274
883	Approx. Annual	72,439	76,061	79,864	83,857	88,050	92,452
	Approx. Monthly	6,037	6,338	6,655	6,988	7,337	7,704
	Approx. Bi-Weekly	2,786	2,925	3,072	3,225	3,387	3,556
	Hourly	34.826	36.568	38.396	40.316	42.332	44.448
885	Approx. Annual	74,791	78,531	82,457	86,580	90,909	95,454
	Approx. Monthly	6,233	6,544	6,871	7,215	7,576	7,955
	Approx. Bi-Weekly	2,877	3,020	3,171	3,330	3,497	3,671
	Hourly	35.957	37.755	39.643	41.625	43.706	45.892
890	Approx. Annual	76,990	80,840	84,882	89,126	93,582	98,261
	Approx. Monthly	6,416	6,737	7,073	7,427	7,799	8,188
	Approx. Bi-Weekly	2,961	3,109	3,265	3,428	3,599	3,779
	Hourly	37.015	38.865	40.809	42.849	44.991	47.241
895	Personnel Services Manager (X)						
	Approx. Annual	80,812	84,853	89,096	93,550	98,228	103,139
	Approx. Monthly	6,734	7,071	7,425	7,796	8,186	8,595
	Approx. Bi-Weekly	3,108	3,264	3,427	3,598	3,778	3,967
	Hourly	38.852	40.795	42.834	44.976	47.225	49.586
896	Approx. Annual	83,756	87,944	92,341	96,959	101,806	106,897
	Approx. Monthly	6,980	7,329	7,695	8,080	8,484	8,908
	Approx. Bi-Weekly	3,221	3,382	3,552	3,729	3,916	4,111
	Hourly	40.268	42.281	44.395	46.615	48.945	51.393

RANGE NO.	CLASS TITLE	STEPS					
		1	2	3	4	5	6
897	Fiscal Services Manager (X) Risk Manager (X)						
	Approx. Annual	85,643	89,926	94,422	99,143	104,100	109,305
	Approx. Monthly	7,137	7,494	7,868	8,262	8,675	9,109
	Approx. Bi-Weekly	3,294	3,459	3,632	3,813	4,004	4,204
	Hourly	41.175	43.233	45.395	47.665	50.048	52.551
898	City Clerk / Clerk Services Manager (X)						
	Approx. Annual	87,370	91,739	96,326	101,142	106,199	111,509
	Approx. Monthly	7,281	7,645	8,027	8,429	8,850	9,292
	Approx. Bi-Weekly	3,360	3,528	3,705	3,890	4,085	4,289
	Hourly	42.005	44.105	46.311	48.626	51.057	53.610
	(Plus \$225 per month as appointed City Clerk)						
899	Information Technology Manager (X) Revenue Manager (X)						
	Approx. Annual	92,504	97,129	101,985	107,085	112,439	118,061
	Approx. Monthly	7,709	8,094	8,499	8,924	9,370	9,838
	Approx. Bi-Weekly	3,558	3,736	3,923	4,119	4,325	4,541
	Hourly	44.473	46.697	49.031	51.483	54.057	56.760

(X) = F.L.S.A. Exempt Classifications

Section I

Executive Unit

FULLERTON EXECUTIVE UNIT
SCHEDULE OF BASE SALARY RATES AND
ALLOCATION OF CLASSES TO SALARY RANGES

Effective December 21, 2011

<u>RANGE NO.</u>	<u>CLASS TITLE</u>	<u>Annual Minimum</u>	<u>Salary Control Point</u>	<u>Annual Maximum</u>
900	Assistant to the City Manager	\$77,945	\$97,431	\$116,917
902	Library Director	\$104,535	\$130,669	\$156,803
904	Director of Human Resources	\$105,678	\$132,098	\$158,518
906	Director of Parks & Recreation	\$116,577	\$145,721	\$174,865
908	Director of Maintenance Services	\$122,297	\$152,871	\$183,445
910	Director of Administrative Services	\$122,599	\$153,249	\$183,899
912	Director of Community Development	\$129,169	\$161,461	\$193,753
914	Director of Engineering	\$129,169	\$161,461	\$193,753
916	Director of Redevelopment Economic Development	\$136,040	\$170,050	\$204,060
918	Fire Chief	\$136,040	\$170,050	\$204,060
920	Chief of Police	\$137,853	\$172,316	\$206,779
925	City Manager			\$212,000

Section J

**City Council/
Fullerton Redevelopment
Agency**

CITY COUNCIL/FULLERTON REDEVELOPMENT AGENCY
BASE SALARY RATES

<u>RANGE NO.</u>	<u>ELECTED OFFICIAL</u>	<u>MONTHLY</u>	<u>PER RDA MEETING</u>	<u>ORDINANCE/ RESOLUTION</u>	<u>EFFECTIVE DATE</u>
N/A	City Council Member	\$750		Ord. 3077	5/2/2006
N/A	Redevelopment Agency Member		\$30	Reso. 5861	5/7/1975

ORDINANCE NO. 3077

AN ORDINANCE OF THE CITY COUNCIL OF THE CITY OF FULLERTON, CALIFORNIA, AMENDING SECTION 2.04.030 OF THE FULLERTON MUNICIPAL CODE PERTAINING TO COUNCIL SALARY

THE CITY COUNCIL OF THE CITY OF FULLERTON DOES ORDAIN AS FOLLOWS:

That Section 2.04.030 of the Fullerton Municipal Code is hereby amended to provide as follows:


2.04.030 Salary. Each member of the Council shall be paid a salary of Six Hundred Fifty dollars per month for serving on the Council until the beginning of a new term of office by any incumbent or newly elected member of the Council following the 2006 municipal election. Commencing at the beginning of any such new term of office, each of the five members of the Council shall be paid a salary of Seven Hundred Fifty dollars per month for serving on the Council.

PASSED BY THE FULLERTON CITY COUNCIL on MAY 2, 2006.



Leland Wilson, Mayor

ATTEST:



Beverley White, City Clerk

City of Fullerton
ORDINANCE CERTIFICATION

STATE OF CALIFORNIA)
COUNTY OF ORANGE) SS
CITY OF FULLERTON)

ORDINANCE NO. 3077

I, Beverley White, City Clerk and ex-officio Clerk of the City Council of the City of Fullerton, California, hereby certifies that the whole number of the members of the City Council of the City of Fullerton is five; and that the above and foregoing Ordinance No. 3077 had first reading by title only and introduction at the April 18, 2006 City Council regular meeting and was given its second reading by title only and adopted at the May 2, 2006 City Council regular meeting by the following vote:

COUNCIL MEMBER AYES:	Wilson, Bankhead, Jones, Nelson, Quirk
COUNCIL MEMBER NOES:	None
COUNCIL MEMBER ABSTAINED:	None
COUNCIL MEMBER ABSENT:	None



Beverley White, City Clerk

RESOLUTION NO. 5861

A RESOLUTION OF THE CITY COUNCIL OF THE CITY OF FULLERTON SETTING COMPENSATION FOR MEMBERS OF THE FULLERTON REDEVELOPMENT AGENCY.

THE CITY COUNCIL OF THE CITY OF FULLERTON HEREBY RESOLVES, DETERMINES, AND ORDERS AS FOLLOWS:


The members of the Fullerton Redevelopment Agency shall be compensated at the rate of thirty dollars (\$30) per member for each meeting of the Agency attended by the member. No member shall receive compensation for attending more than four meetings of the Agency during any calendar month.

ADOPTED BY THE FULLERTON CITY COUNCIL on May 6, 1975.

SIGNED AND APPROVED on May 7, 1975.


Robert E. Ward, Mayor

ATTEST:



Virginia Fitzsimmons, City Clerk

CERTIFICATE OF CLERK


I hereby certify that the foregoing Resolution was duly adopted by the Fullerton City Council at its regular meeting on May 6, 1975 by the following vote:

AYES:	COUNCILMEN:	Ward, Wood, Winters & Root
NOES:	COUNCILMEN:	None
ABSENT:	COUNCILMEN:	Phillips

IN WITNESS WHEREOF, I have hereunto set my hand this 7th day of May, 1975.


Virginia Fitzsimmons, City Clerk

APPROVED:


City Attorney

Section K

Non-Regular Employee Hourly Rates

NON-REGULAR EMPLOYEE HOURLY PAY RATES

Group A: Excluded from CalPERS Membership in accordance with the contract between the City of Fullerton and CalPERS.

Title	Flat Hourly Rate Effective 6/21/2014	Flat Hourly Rate Effective 12/19/2015
Administrative Intern I	13.00	No Change
Administrative Intern II	15.00	No Change
Administrative Intern III	17.00	No Change
Library Page I	9.00	10.00
Library Page II	9.75	10.75
Maintenance Helper	9.25	10.25
Parks Planning Intern I	13.00	No Change
Parks Planning Intern II	15.00	No Change
Parks Planning Intern III	17.00	No Change
Planning/Engineering Intern I	13.00	No Change
Planning/Engineering Intern II	15.00	No Change
Planning/Engineering Intern III	17.00	No Change
Police Cadet	11.50	No Change
Senior Police Cadet	13.00	No Change
Community Services Leader I	9.00	10.00
Community Services Leader II	9.25	10.25
Community Services Leader - Sr.	9.75	10.75
Community Services Instructor	9.00	Classifications to be eliminated effective 12/19/2015
Community Services Instructor - Sr.	9.25	
Community Services Specialist I	10.00	11.00
Community Services Specialist II	10.50	11.50
Community Services Specialist III	11.00	12.00
Laborer	9.00	10.00

Group B: CalPERS Membership is required upon meeting CalPERS eligibility requirements.

Title	Flat Hourly Rate Effective 6/21/2014	Flat Hourly Rate Effective 12/19/2015
Fire Department Utility Worker I	10.50	No Change
Fire Department Utility Worker II	12.00	No Change
Parking Control Aide	16.00	No Change
Police Communication Aide	18.50	No Change
Senior Parks and Recreation Specialist I*		
Step 1	12.00	No Change
Step 2	12.50	No Change
Step 3	13.00	No Change
Step 4	13.50	No Change
Senior Parks and Recreation Specialist II*		
Step 1	14.00	No Change
Step 2	14.50	No Change
Step 3	15.00	No Change
Step 4	15.50	No Change
Consultant/Specialist	Various flat, hourly rates as appropriate	No Change

*Senior Parks and Recreation Specialists I/II may be evaluated every six months for consideration of advancement to the next higher step in his/her range based on performance/merit and the recommendation of the Department Head and the availability of budgeted funds.